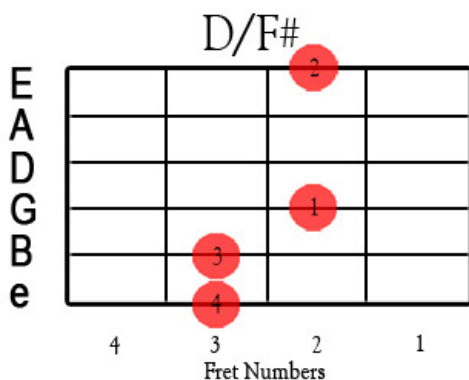
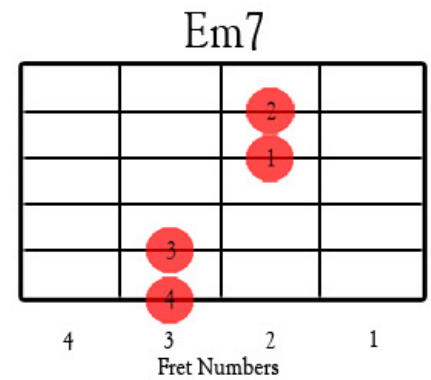
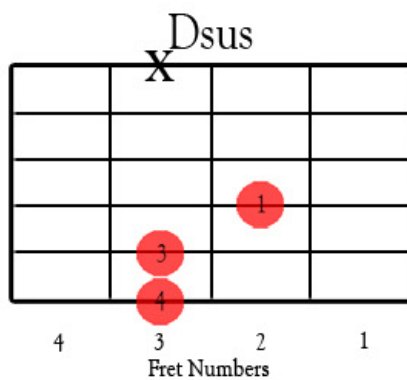
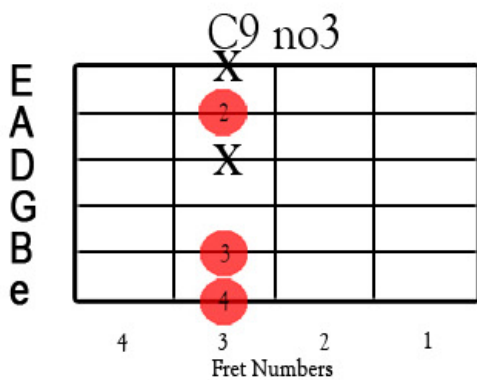




1. Use the guitar chart and the piano chart to understand the G Major scale and what notes are available to make chords out of.
2. Remember, it's easy to figure out a major scale by know the major scale pattern which is W W H W W W H.
3. The "X's" on the strings mean that you do not play the string, or you use your fingers in a way to mute out that string



*All charts are charted as looking at my guitar neck in the video (a right handed person sitting in front of you). Fret numbers start right and move left, and the smallest string is on the bottom.*