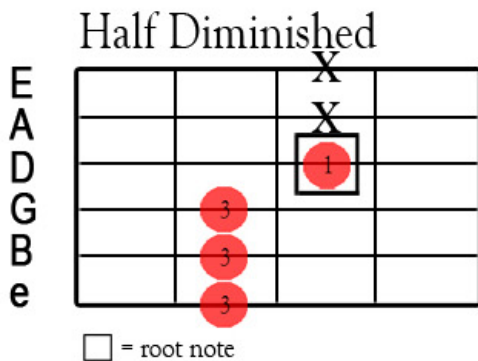
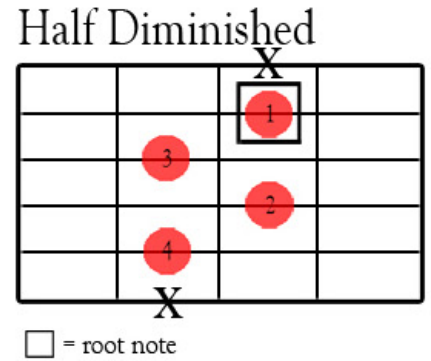
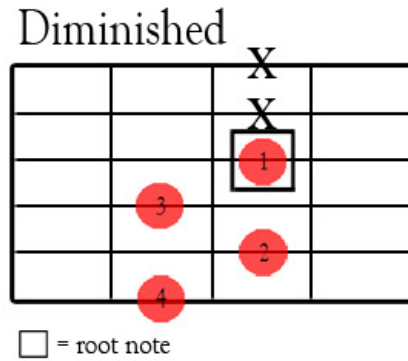
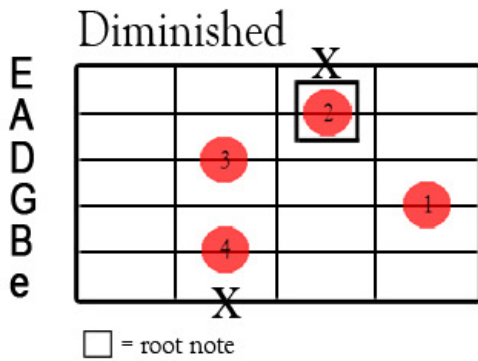




1. As looking at my guitar in a video lesson, the fret numbers on these charts move right to left.
2. Remember that these charts are chord positions that can be applied everywhere on the neck, so fret numbers do not apply to these. The red dot in the box is the root note. So if you are playing the first Major7 chord and your 1st finger (the box root) is on a G, then the chord is called a G Major7. This applies to all the chords.



*All charts are charted as looking at my guitar neck in the video (a right handed person sitting in front of you). Fret numbers start right and move left, and the smallest string is on the bottom.*