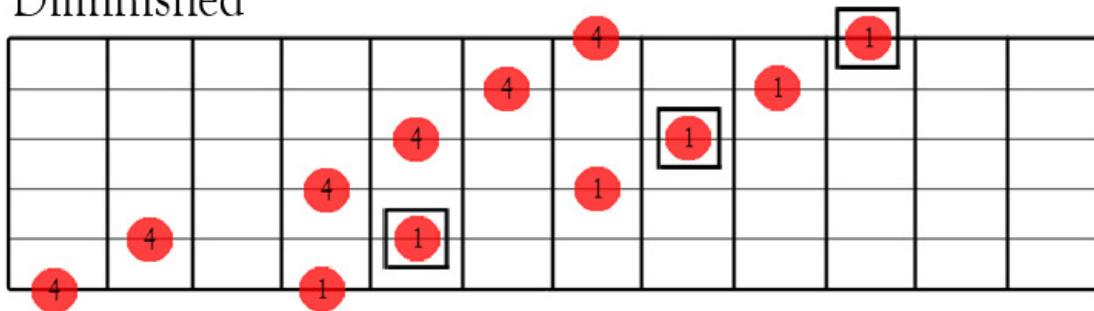


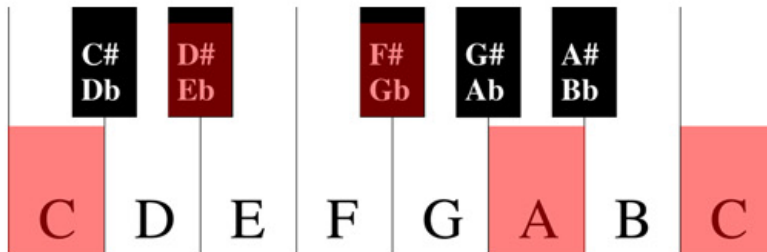


1. There are so many tricks to diminished scales and arpeggios. Most importantly, remember that the root in this arpeggio is the diminished root. Not the major or minor root, or tonic. The 7th tone in every major scale is the diminished root. For example, in G major scale (G A B C D E F# G), the 7th tone is "F#". Therefore, you must play the scale relevant to an "F#" note.
2. Remember that there are only 3 diminished chords. So the scales and arpeggios move in 4ths or every 3 half steps. This also means that EVERY note in the diminished scale is a DIMINISHED ROOT NOTE. You can play this pattern, then change to a complete different note in the pattern and start the scale over again. This can be fun.
3. Many people call this arpeggio the diminished scale, but this is actually an arpeggio.

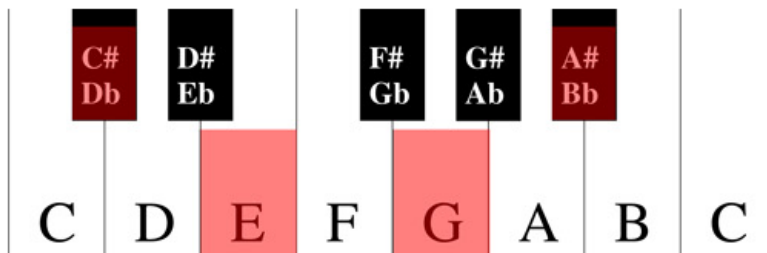
Diminished



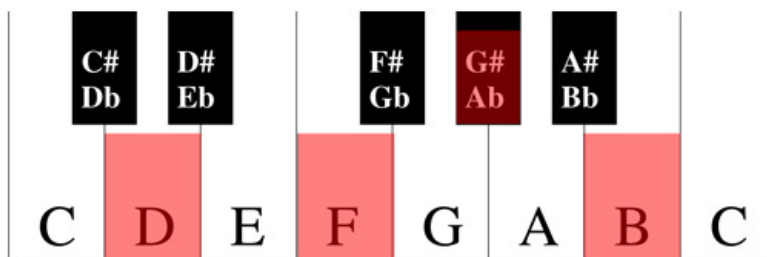
□ = diminished root



Diminished Ex. 1
Notes of the C Diminished Arpeggio



Diminished Ex. 2
Notes of the C# Diminished Arpeggio



Diminished Ex. 3
Notes of the D Diminished Arpeggio

All charts are charted as looking at my guitar neck in the video (a right handed person sitting in front of you). Fret numbers start right and move left, and the smallest string is on the bottom.