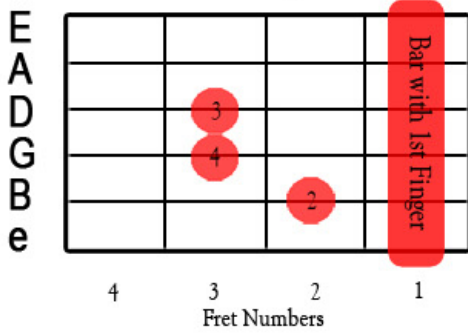




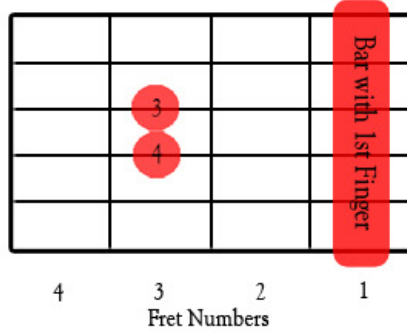
“Barre Chords”

1. Use the charts of notes and barre chords to help you better understand bar (barre) chords.
2. You need to be sure you at least know the shapes E, Em, A, Am, as well as the 6th and 5th string notes on the guitar to be able to play a lot of barre chords..

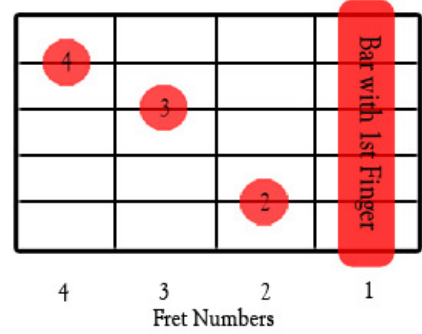
Bar Chord Using “Am” shape



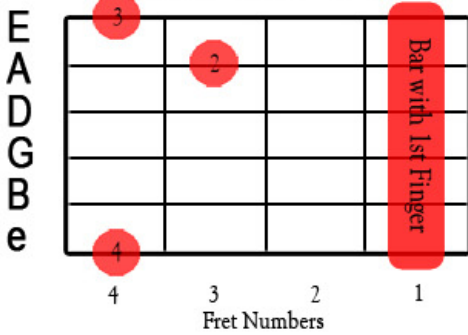
Bar Chord Using “A2” shape



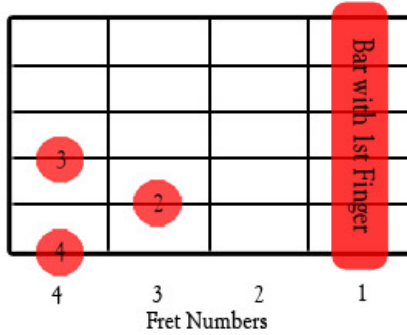
Bar Chord Using “C” shape



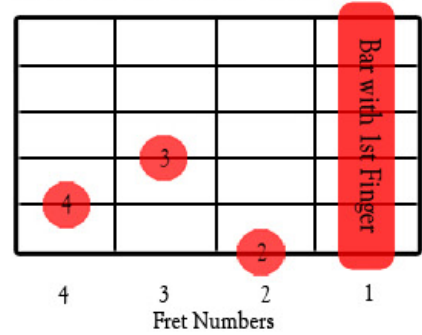
Bar Chord Using “G” shape



Bar Chord Using “D” shape



Bar Chord Using “Dm” shape



All charts are charted as looking at my guitar neck in the video (a right handed person sitting in front of you). Fret numbers start right and move left, and the smallest string is on the bottom.